



TSLA55-12N

Specifications

Nominal Voltage(V) **12V**

Nominal Capacity

20 hour rate	(2.75A	to	10.50V)	55Ah
10 hour rate	(5.225A	to	10.50V)	52.25Ah
5 hour rate	(9.35A	to	10.20V)	46.75Ah
1 C	(55A	to	9.60V)	31.17Ah
3 C	(165A	to	9.60V)	22Ah

Weight **Approx. 17.0kg(37.4Lbs.)**

Internal Resistance (at 1KHz) **Approx. 8 mΩ**

Maximum Discharge Current for

5 seconds: **660A**

Charging Methods at 25°C(77°F)

Cycle use:

Charging Voltage **14.4 to 15.0V**

Coefficient -5.0mv/°C/cell

Maximum Charging Current : **16.5A**

Standby use:

Float Charging Voltage **13.5 to 13.8V**

Coefficient -3.0mv/°C/cell

Operating Temperature Range

Charge **-15°C(5°F) to 40°C(104°F)**

Discharge **-15°C(5°F) to 50°C(122°F)**

Storage **-15°C(5°F) to 40°C(104°F)**

Charge Retention (shelf life) at 20°C(68°F)

1 month **98%**

3 month **94%**

6 month **80%**

Case Material

ABS

(UL94 HB flame retardant)

Terminal

F8

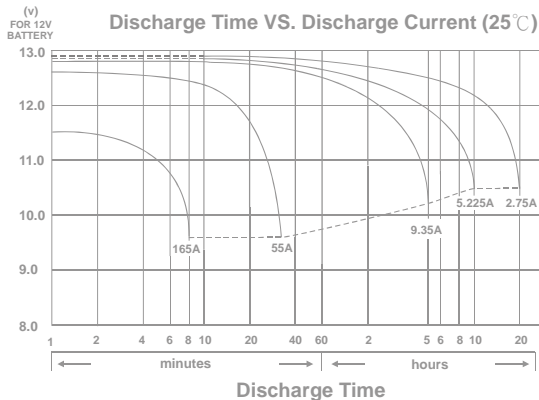
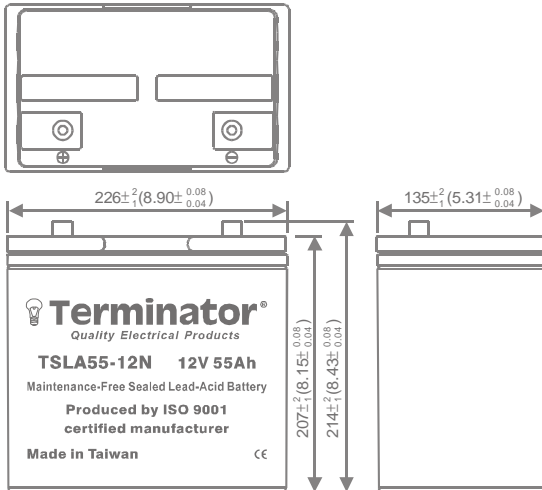
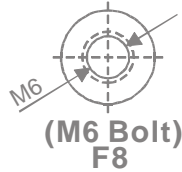
Description of torque value of hard ware for the terminals:

Recommended torque value **M6: 5.39 N-m (55kg-cm)**

Maximum allowable torque value **M6: 8.82 N-m (90kg-cm)**

Dimensions

mm(inch)



TSLA55-12N

- PERFORMANCE DATA

Discharge Rates in Amperes to Various End Voltages at 25°C (77°F)

Time	End Voltage	1.85V	1.80V	1.75V	1.70V	1.67V	1.65V	1.60V
		5	min	176	204	219	228	231
10	min	110	127	138	143	145	147	149
15	min	83.5	95.6	103	107	108	109	110
30	min	43.8	50.2	54.1	55.8	56.4	57.0	57.7
60	min	29.4	33.2	34.5	35.4	35.7	36.1	36.5
120	min	16.9	18.4	19.2	19.8	20.0	20.3	20.6
180	min	13.0	13.8	14.3	14.7	14.8	15.0	15.2
240	min	10.9	11.5	11.7	11.9	12.0	12.1	12.2
300	min	9.32	9.74	9.92	10.1	10.2	10.3	10.4
600	min	5.39	5.63	5.65	5.71	5.73	5.76	5.80
1200	min	2.76	2.89	2.96	3.00	3.01	3.03	3.05

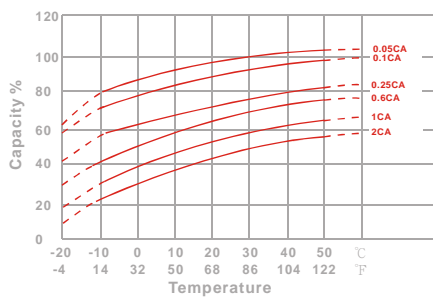
Discharge Rates in Watts to Various End Voltages at 25°C (77°F)

Time	End Voltage	1.85V	1.80V	1.75V	1.70V	1.67V	1.65V	1.60V
		5	min	1968	2283	2478	2581	2603
10	min	1263	1465	1590	1656	1670	1685	1708
15	min	981	1123	1210	1254	1265	1276	1292
30	min	521	597	642	663	670	678	687
60	min	388	405	416	425	428	432	436
120	min	195	208	217	223	225	227	230
180	min	158	169	175	179	180	182	184
240	min	131	138	142	145	146	147	148
300	min	110	116	120	122	123	124	125
600	min	63.8	66.7	68.4	69.5	69.5	69.9	70.4
1200	min	32.9	34.7	35.6	36.3	36.5	36.8	37.1

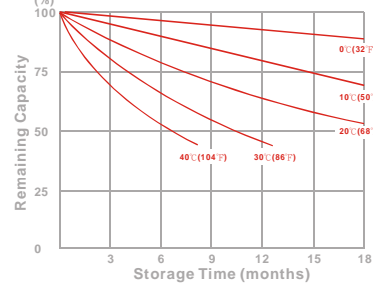
All data on the spec. sheet is an average value:

The tolerance range : $X < 6\text{min}$ (+15%~-15%), $6\text{min} \leq X < 10\text{min}$ (+12%~-12%), $10\text{min} \leq X < 60\text{min}$ (+8%~-8%), $X \geq 60\text{min}$ (+5%~-5%)

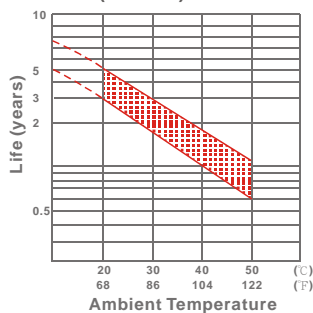
Effect of Temperature on Capacity 25°C (77°F)



Capacity Retention Characteristic



Trickle (or float) Service Life



Cycle Service Life

